

AUBURN

PLACER COUNTY

MONTHLY AREA REPORT

NOVEMBER 2018 | SINGLE FAMILY HOMES



Nicole Spencer
CalRE: CA-02008447
Office: 530-886-5720 | Cell: 650-537-1245
Nicole@NicoleSpencerHomes.com
<http://www.nicolespencerhomes.com/>

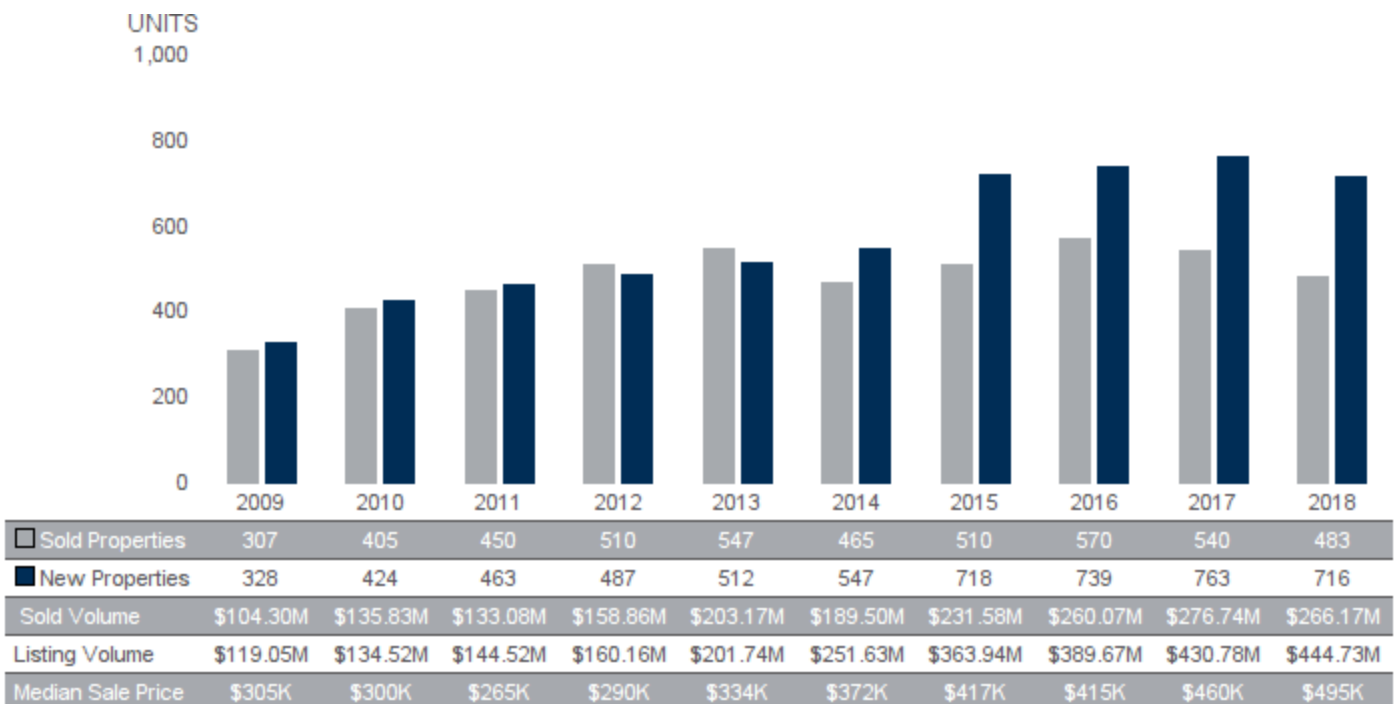
MARKET SUMMARY

November 2018 | Single Family Homes [?](#)

Market Summary	Month to Date			Year to Date		
	November 2018	November 2017	Percent Change	Year-To-Date 2018	Year-To-Date 2017	Percent Change
New Listings	45	45	0%	716	730	-1.92% ↓
Sold Listings	28	42	-33.33% ↓	483	497	-2.82% ↓
Median Listing Price	\$489,000	\$449,000	8.91% ↑	\$499,999	\$470,000	6.38% ↑
Median Selling Price	\$467,000	\$434,500	7.48% ↑	\$495,000	\$470,000	5.32% ↑
Median Days on Market	42	26	61.54% ↑	22	21	4.76% ↑
List/Sell Price Ratio	97.3%	97.6%	-0.34% ↓	98.5%	98.7%	-0.17% ↓
Average Listing Price	\$535,276	\$490,102	9.22% ↑	\$559,873	\$527,701	6.1% ↑
Average Selling Price	\$519,550	\$477,791	8.74% ↑	\$551,079	\$520,092	5.96% ↑
Average Days on Market	55	50	10% ↑	45	43	4.65% ↑

SOLD AND NEW PROPERTIES (UNITS)

November 2018 | Single Family Homes [?](#)

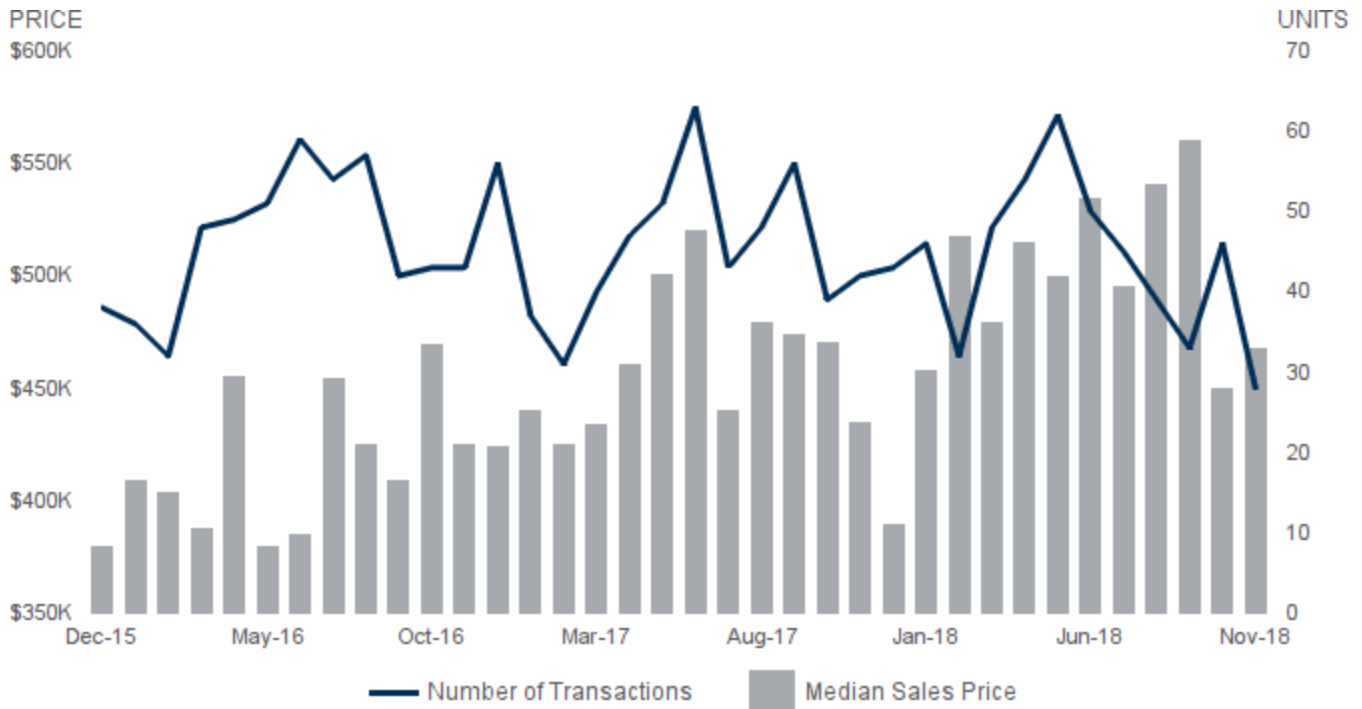


Sold Properties | Number of properties sold during the year
New Properties | Number of properties listed during the year.

PLACER COUNTY | AUBURN

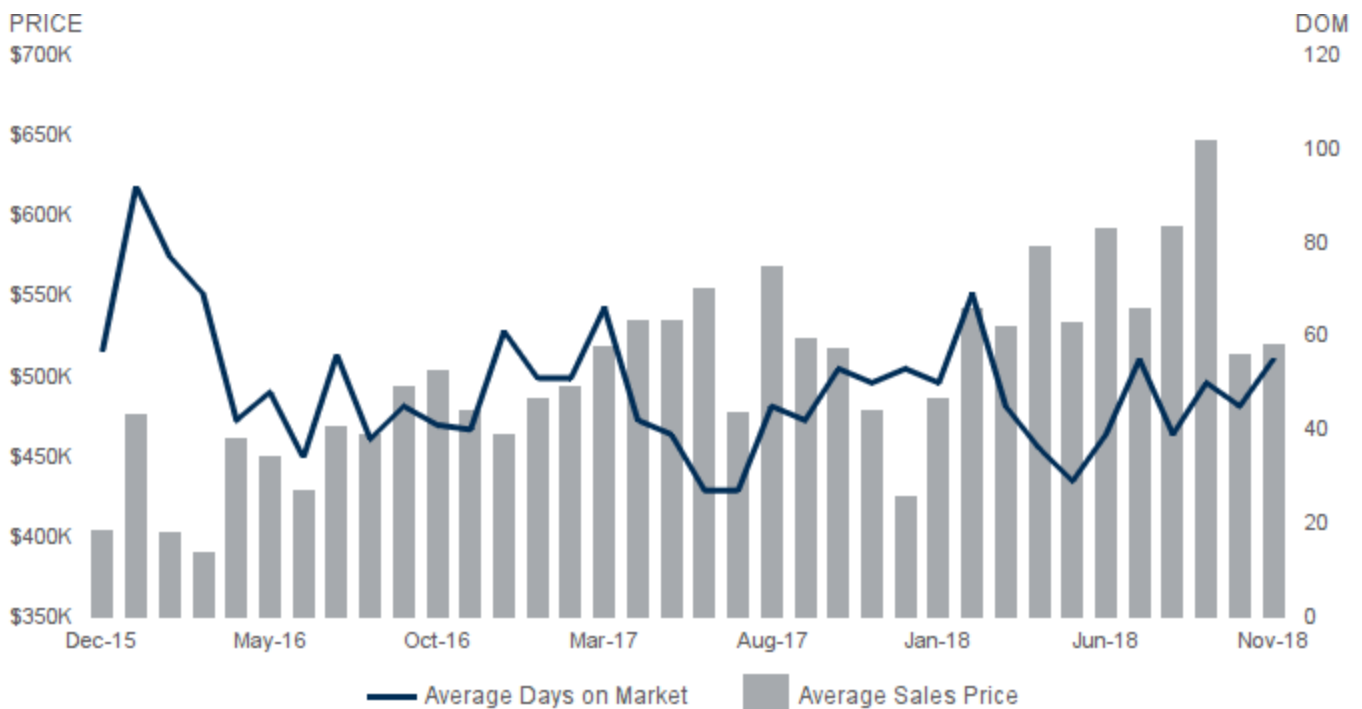
MEDIAN SALES PRICE AND NUMBER OF SALES

November 2018 | Single Family Homes [?](#)



AVERAGE SALES PRICE AND AVERAGE DAYS ON MARKET

November 2018 | Single Family Homes [?](#)



Median Sales Price | Price of the "middle" property sold -an equal number of sales were above and below this price.

Number of Sales | Number of properties sold.

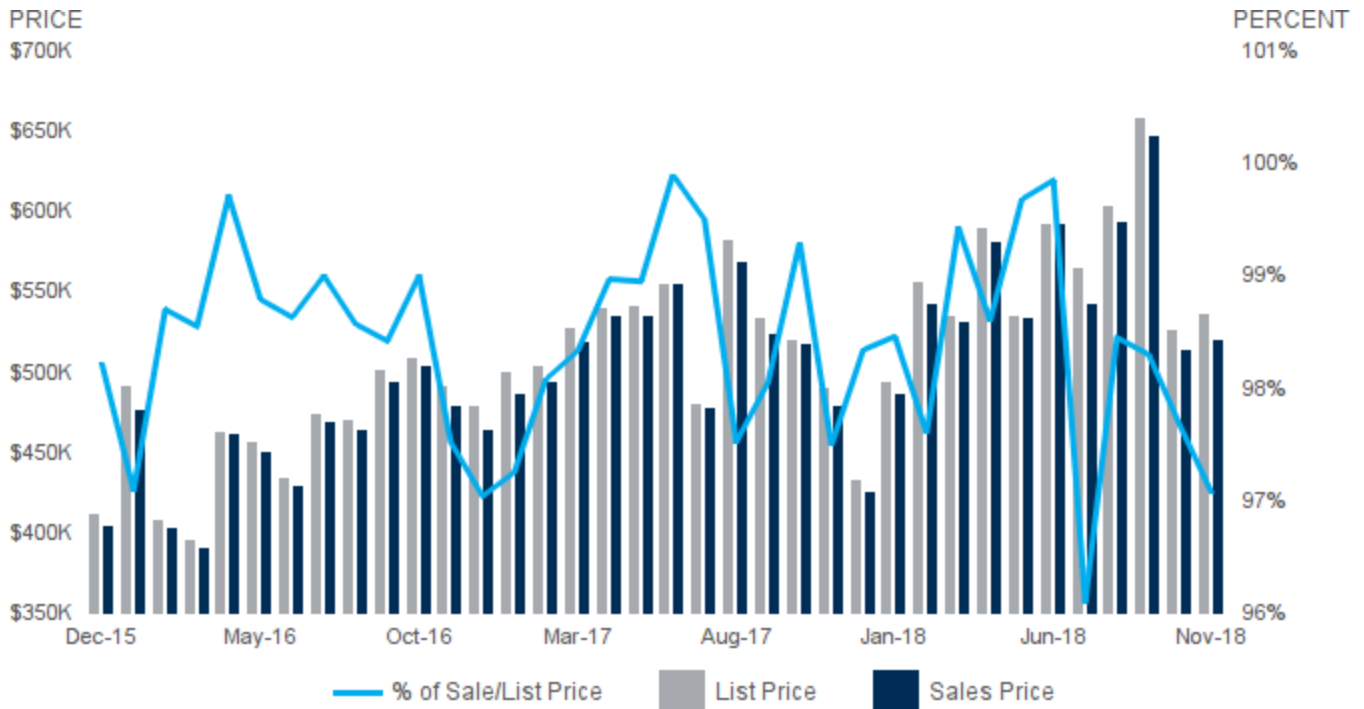
Average Sales Price | Average sales price for all properties sold.

Average Days on Market | Average days on market for all properties sold.

PLACER COUNTY | AUBURN

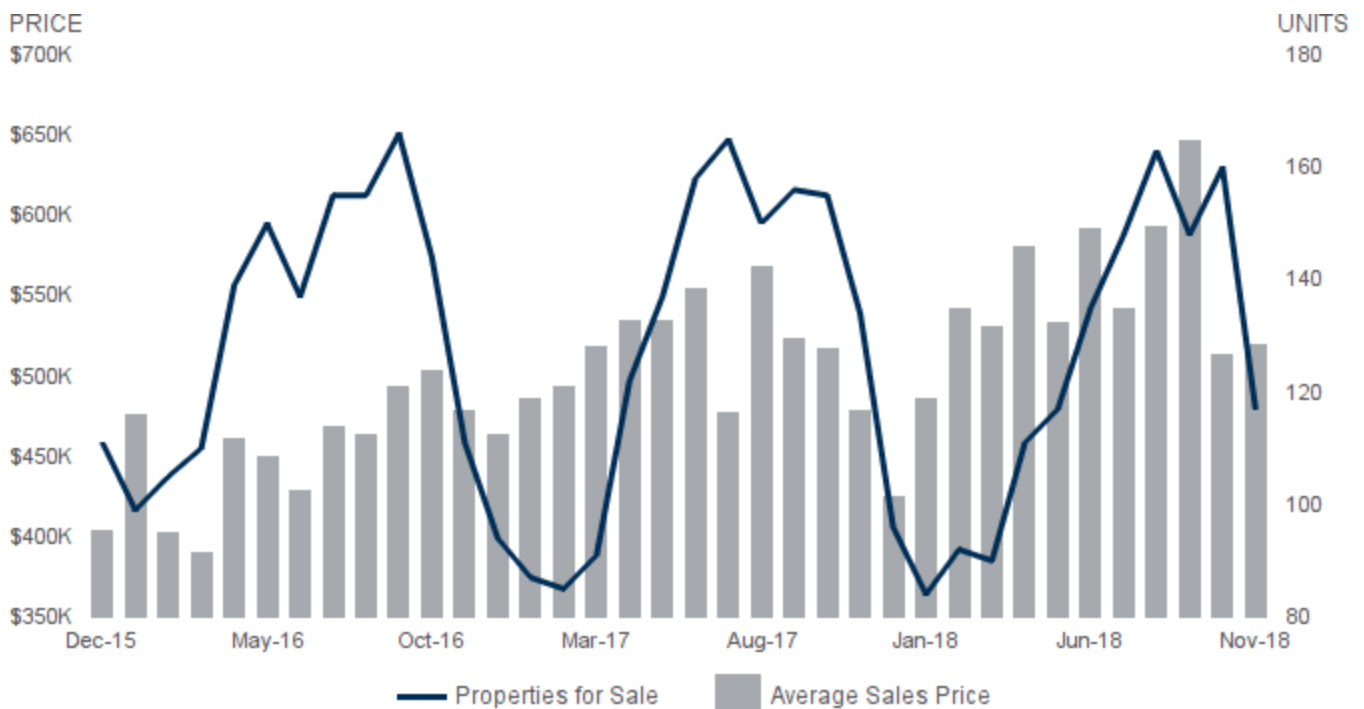
SALES PRICE AS A PERCENTAGE OF ORIGINAL PRICE

November 2018 | Single Family Homes [?](#)



AVERAGE SALES PRICE AND NUMBER OF PROPERTIES FOR SALE

November 2018 | Single Family Homes [?](#)



Sale Price as a Percentage of Original Price | Average sale price of property as percentage of final list price.

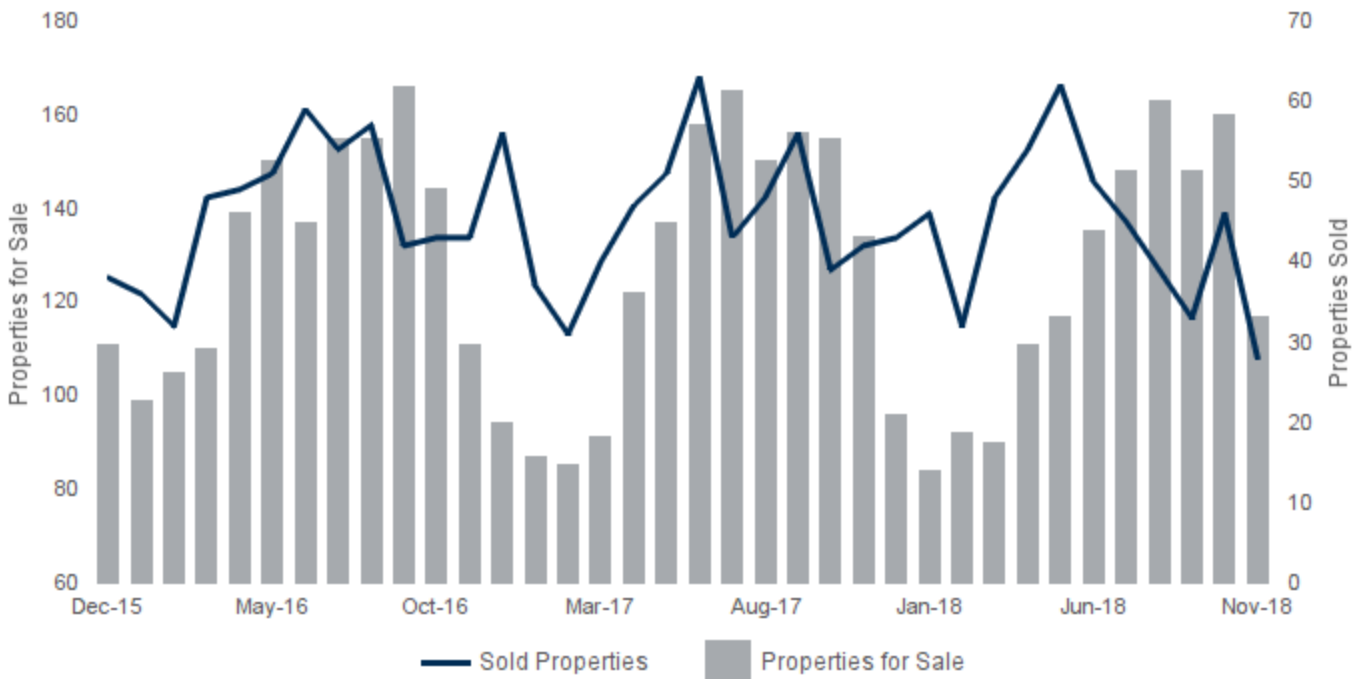
Average Sales Price | Average sales price for all properties sold.

Properties for Sale | Number of properties listed for sale at the end of month.

PLACER COUNTY | AUBURN

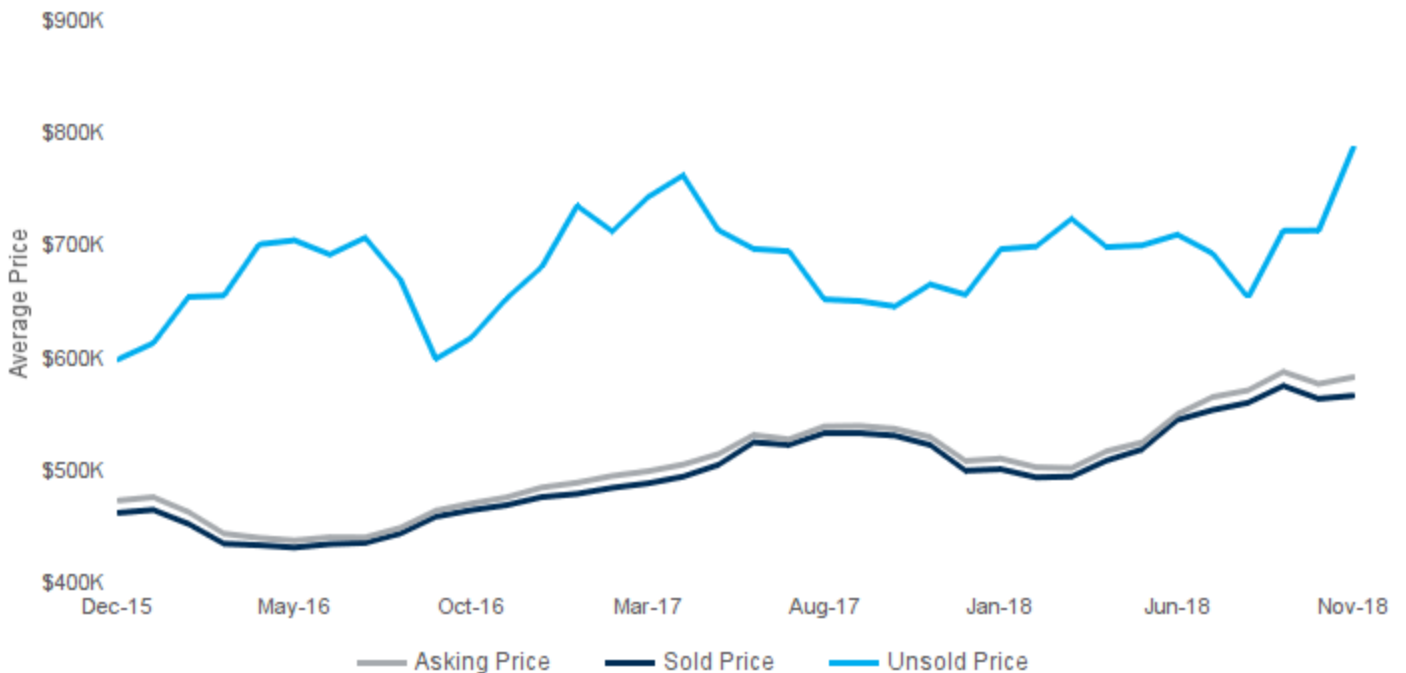
PROPERTIES FOR SALE AND SOLD PROPERTIES

November 2018 | Single Family Homes [?](#)



AVERAGE ASKING/SOLD/UNSOLD PRICE

November 2018 | Single Family Homes [?](#)



Properties for Sale | Number of properties listed for sale at the end of month.

Sold Properties | Number of properties sold.

Unsold Price | the average active list price

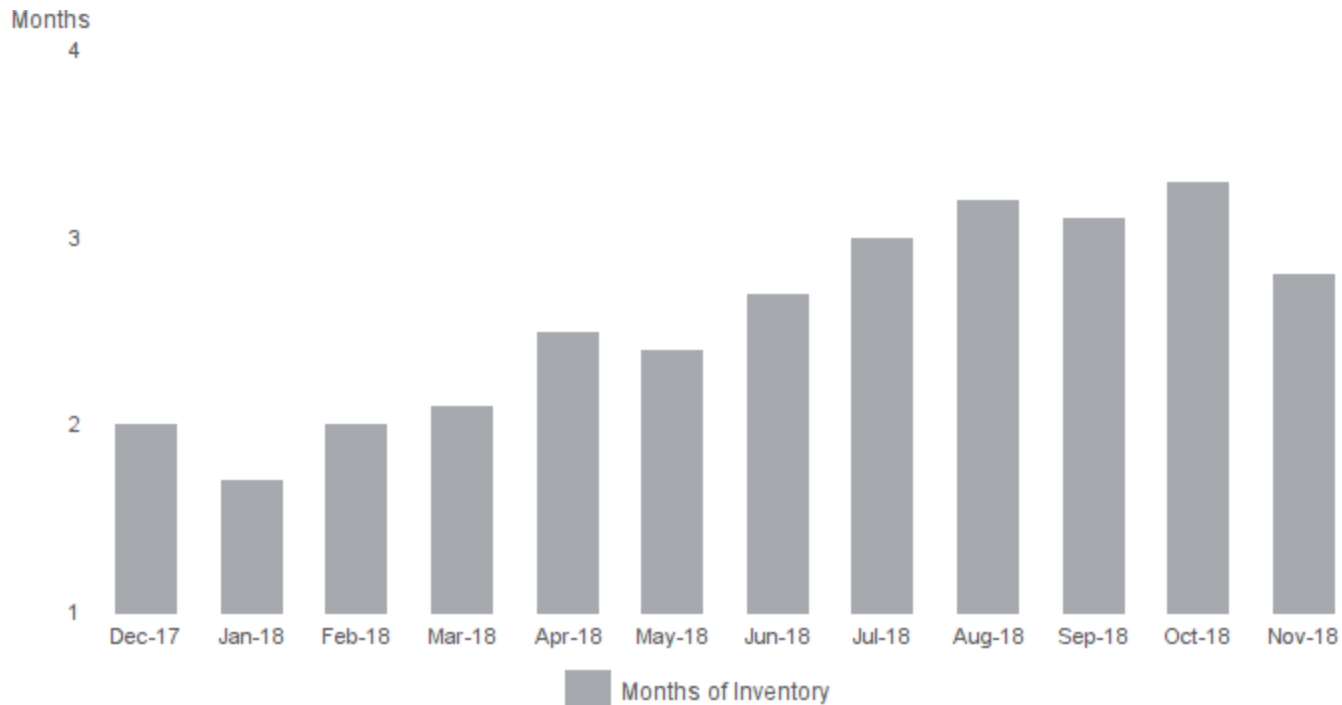
Asking Price | the average asking price of sold properties

Sold Price | the average selling price

PLACER COUNTY | AUBURN

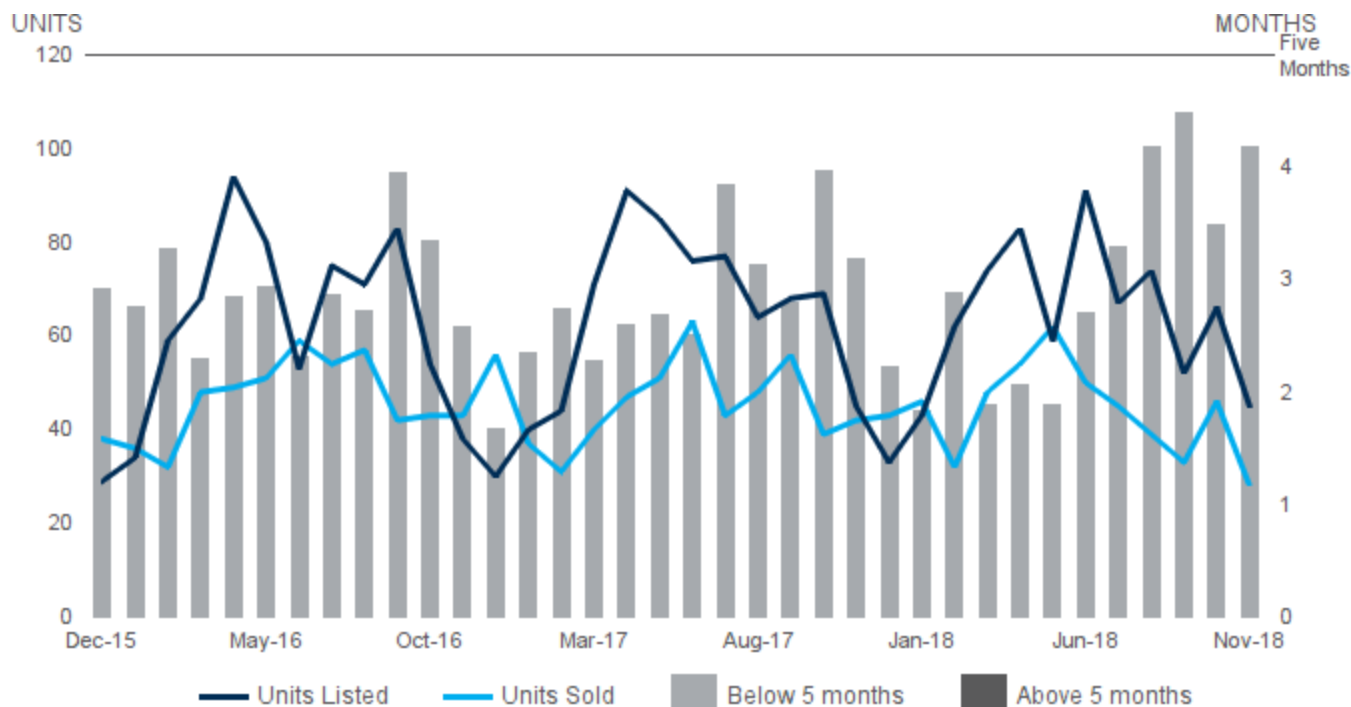
ABSORPTION RATE

November 2018 | Single Family Homes [?](#)



MONTHS SUPPLY OF INVENTORY

November 2018 | Single Family Homes [?](#)



Absorption Rate | Looks at the past year's monthly supply of inventory. In a normal market there should be a 6 month supply. The higher the rate above 6 the more aggressive a seller has to be with the competition; price and having a picture perfect property.

Months Supply of Inventory | Properties for sale divided by number of properties sold.

Units Listed | Number of properties listed for sale at the end of month.

Units Sold | Number of properties sold.



The statistics presented in the Area Report are compiled based on figures and data generated by IDC Global and may not be completely accurate. All information should be independently verified for accuracy. Properties may or may not be listed by the office/agent presenting the information. Not intended as a solicitation if your property is already listed by another broker. Real estate agents affiliated with Coldwell Banker Residential Brokerage are independent contractor agents and are not employees of the Company.

©2019 Coldwell Banker Residential Brokerage. All Rights Reserved. Coldwell Banker Residential Brokerage fully supports the principles of the Fair Housing Act and the Equal Opportunity Act. Owned by a subsidiary of NRT LLC. Coldwell Banker and the Coldwell Banker Logo are registered service marks owned by Coldwell Banker Real Estate LLC.