



MONTHLY

MARKET REPORT

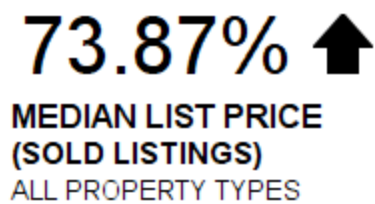
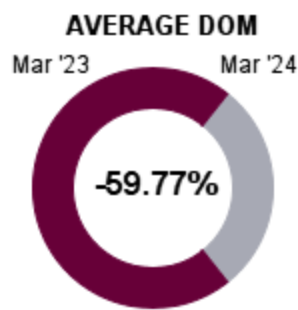
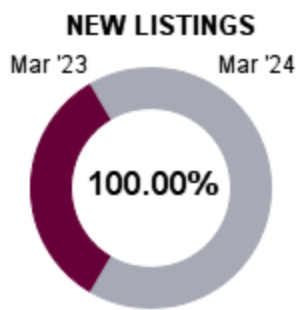
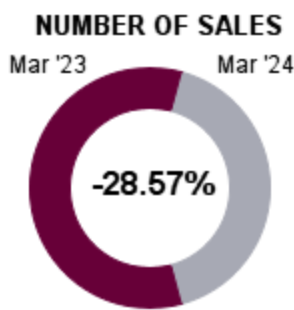
THOMPSON
ALL PROPERTY TYPES

MARCH 2024

THOMPSON | March 2024

REAL ESTATE SNAPSHOT - Change since this time last year

All Property Types



■ Mar '23 ■ Mar '24

MARKET SUMMARY

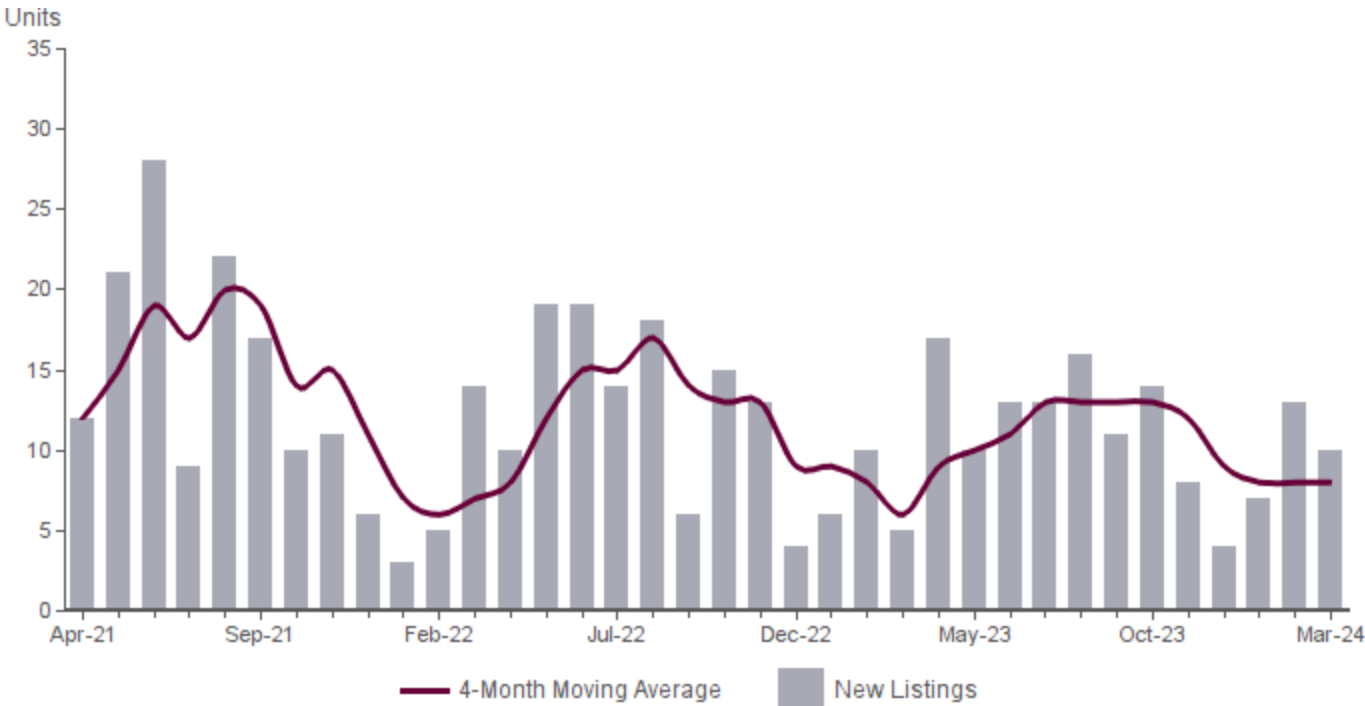
MARCH 2024 | ALL PROPERTY TYPES

Market Summary	Month to Date			Year to Date		
	March 2024	March 2023	% Change	YTD 2024	YTD 2023	% Change
New Listings	10	5	100% ↑	30	21	42.86% ↑
Sold Listings	5	7	-28.57% ↓	24	18	33.33% ↑
Median List Price (Solds)	\$399,900	\$230,000	73.87% ↑	\$337,450	\$319,900	5.49% ↑
Median Sold Price	\$409,900	\$200,000	104.95% ↑	\$347,500	\$305,000	13.93% ↑
Median Days on Market	33	49	-32.65% ↓	33	44	-25% ↓
Average List Price (Solds)	\$369,160	\$229,285	61% ↑	\$354,616	\$309,472	14.59% ↑
Average Sold Price	\$377,014	\$220,285	71.15% ↑	\$355,757	\$305,111	16.6% ↑
Average Days on Market	35	87	-59.77% ↓	45	59	-23.73% ↓
List/Sold Price Ratio	101.4%	96.6%	5% ↑	100.4%	99%	1.39% ↑

NEW PROPERTIES

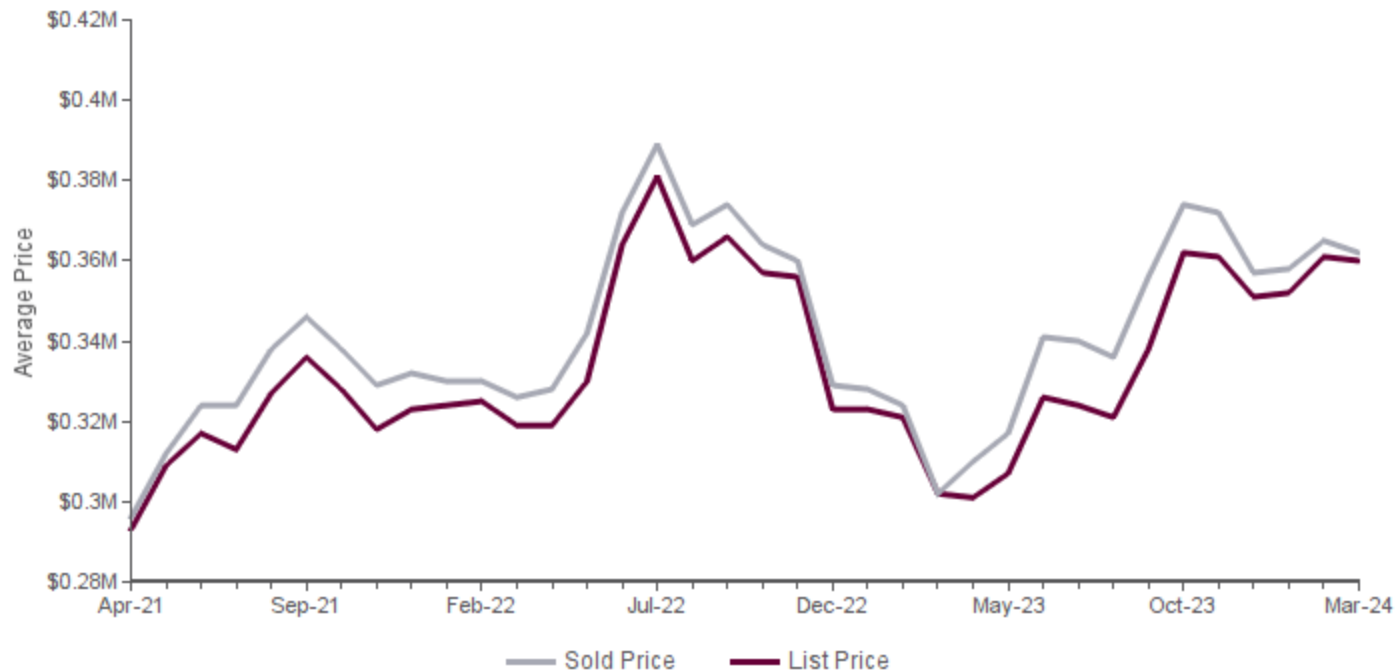
MARCH 2024 | ALL PROPERTY TYPES

Number of new properties listed for sale during the month



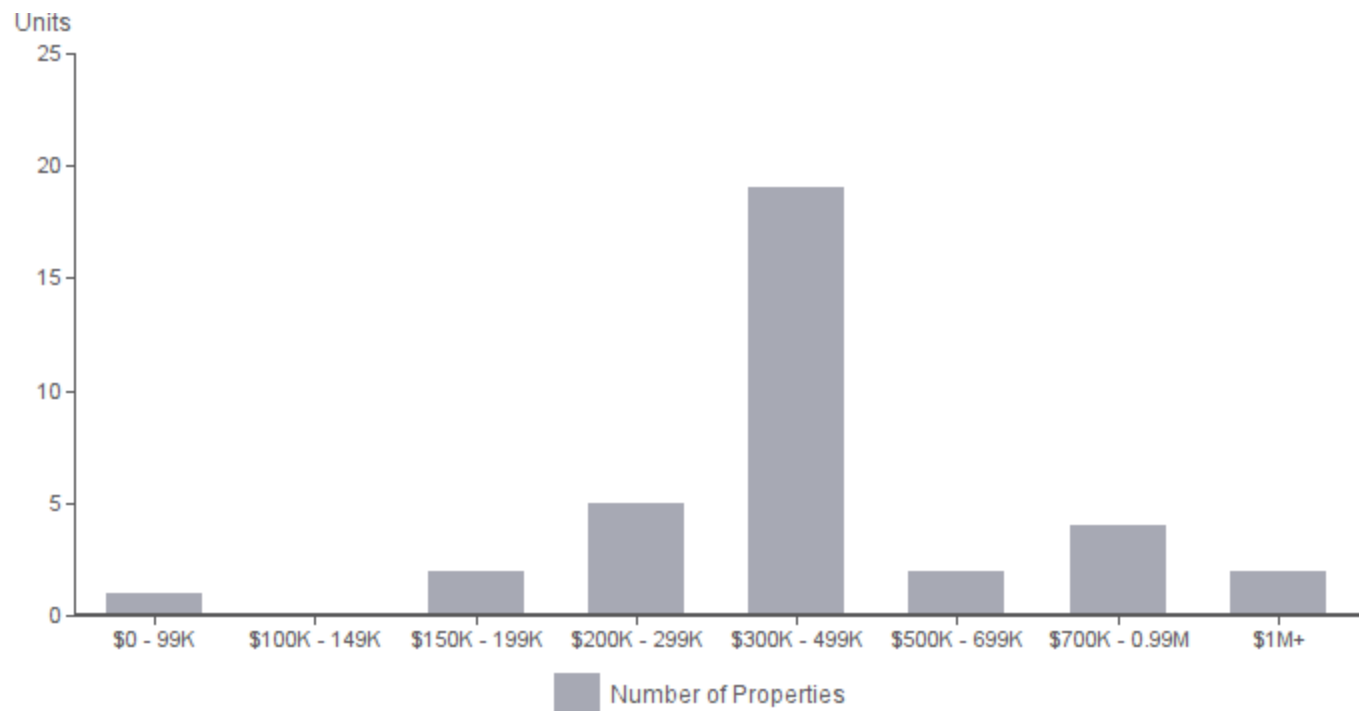
AVERAGE SALES/LIST PRICE
MARCH 2024 | ALL PROPERTY TYPES

Average list price compared to average sold price of properties sold each month (6-Month Moving Average)



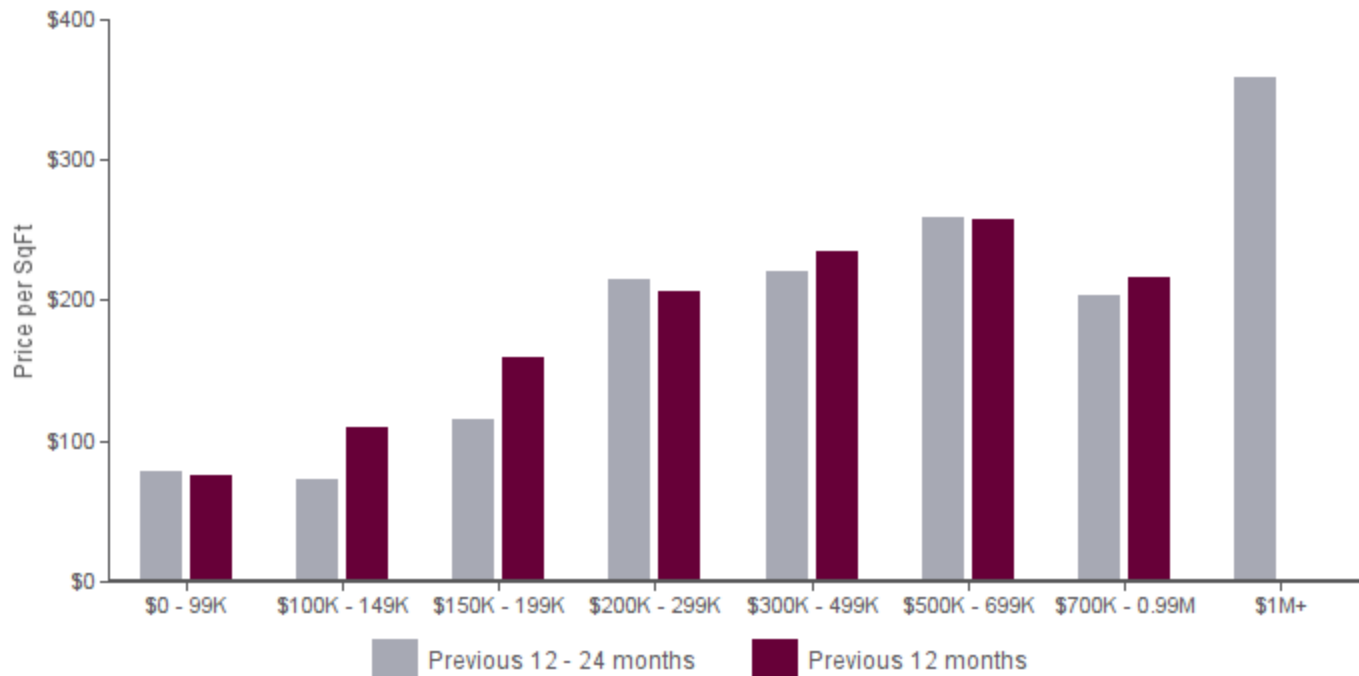
PROPERTIES FOR SALE
MARCH 2024 | ALL PROPERTY TYPES

Number of properties currently listed for sale by price range



AVERAGE SALES PRICE PER SQFT
MARCH 2024 | ALL PROPERTY TYPES

Average Sales Price per SqFt for previous two years

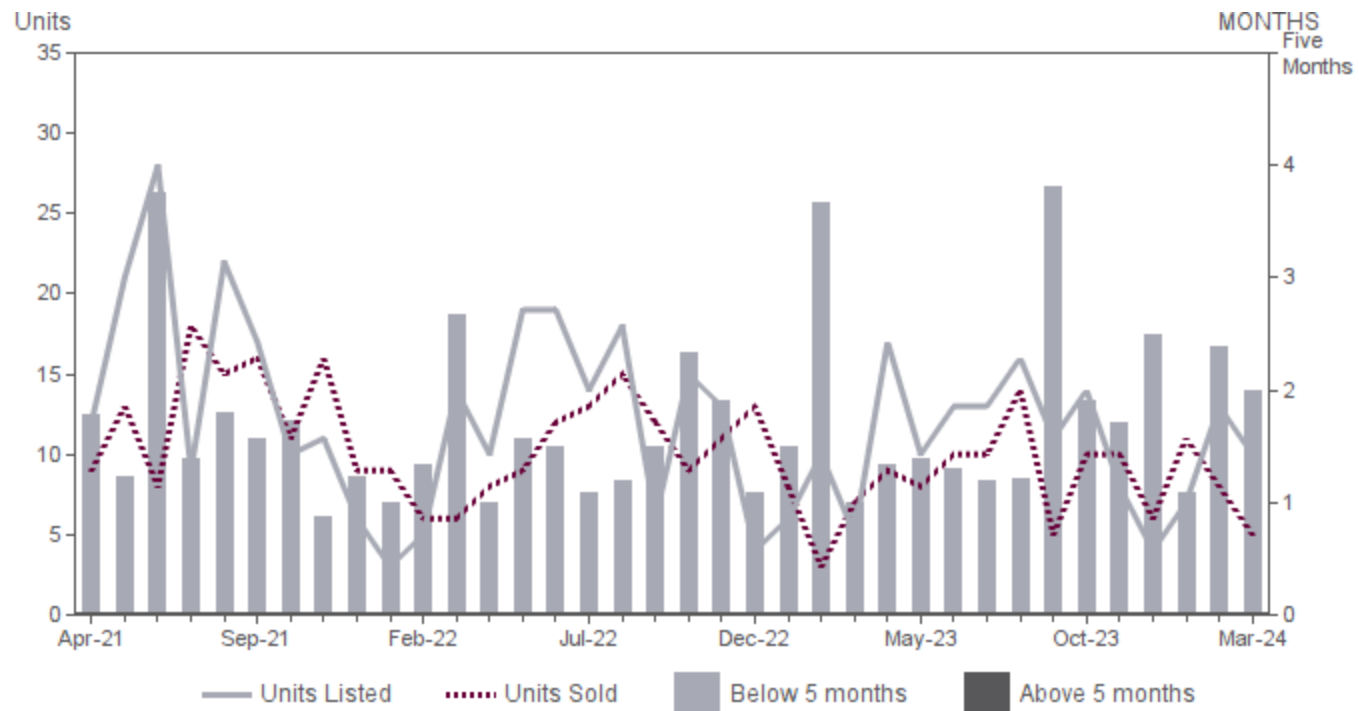


MONTHS SUPPLY OF INVENTORY
MARCH 2024 | ALL PROPERTY TYPES

Months Supply of Inventory | Properties for sale divided by number of properties sold.

Units Listed | Number of properties listed for sale at the end of month.

Units Sold | Number of properties sold.



START YOUR STORY WITH US



WITH UNIVERSAL ACCESS TO
50,000+ agents | 1,500+ offices | 50 states
12 Countries & Territories | 4 Continents

**BERKSHIRE
HATHAWAY**
HOMESERVICES

NEW ENGLAND
PROPERTIES

BERKSHIRE HATHAWAY IS WHO WE ARE,
HOMESERVICES IS WHAT WE DO.

©2023 An independently operated subsidiary of HomeServices of America, Inc., a Berkshire Hathaway affiliate and a franchisee of BHH Affiliates, LLC. Berkshire Hathaway HomeServices and the Berkshire Hathaway HomeServices symbol are registered service marks of HomeServices of America, Inc.® Equal Housing Opportunity.

The statistics presented in the Market Report are compiled based on figures and data generated by [IDC Global](#) and [Datafloat](#) for the benefit of Berkshire Hathaway HomeServices New England Properties. Due to possible reporting inconsistencies, Days on Market (DOM), average prices and rates of appreciation should be used to analyze trends only. Due to MLS reporting methods and allowable reporting policy, this data is only informational and may not be completely accurate. Data maintained by the MLSs may not reflect all real estate activity in the market. All information should be independently reviewed and verified for accuracy. Properties may or may not be listed by the office/agent presenting the information.

Copyright ©2024 Berkshire Hathaway HomeServices New England Properties.
Information not verified or guaranteed. If your home is currently listed with a Broker, this is not intended as a solicitation.