



# REAL ESTATE REPORT

Q4 2021

UNION COUNTY



**BOYANA MERIC**

Direct: 704-904-8342

Cell: 704-904-8342

[boyana.meric@cbrealty.com](mailto:boyana.meric@cbrealty.com)

[www.boyanamericreator.com](http://www.boyanamericreator.com)



**COLDWELL BANKER**  
**REALTY**



# REAL ESTATE SNAPSHOT

UNION COUNTY

## MARKET OVERVIEW

Q4 2021 | Single Family Homes [?](#)

## LISTING INVENTORY AND NUMBER OF SALES

Q4 2021 | Single Family Homes [?](#)

Quarterly inventory of properties for sale along with number of sales

## MEDIAN SALES PRICE AND NUMBER OF SALES

Q4 2021 | Single Family Homes 

**Median Sales Price** | Price of the "middle" property sold -an equal number of sales were above and below this price.

**Number of Sales** | Number of properties sold.

## AVERAGE SALES PRICE AND AVERAGE DAYS ON MARKET

Q4 2021 | Single Family Homes 

**Average Sales Price** | Average sales price for all properties sold.

**Average Days on Market** | Average days on market for all properties sold.

## SALES PRICE AS A PERCENTAGE OF ORIGINAL PRICE & AVERAGE DOM

Q4 2021 | Single Family Homes 

**Sale Price as a Percentage of Original Price** | Average sale price of property as percentage of final list price.

**Average Days on Market** | Average days on market for all properties sold.

## AVERAGE SALES PRICE AND NUMBER OF PROPERTIES FOR SALE

Q4 2021 | Single Family Homes 

**Average Sales Price** | Average sales price for all properties sold.

**Properties for Sale** | Number of properties listed for sale at the end of quarter.

## PROPERTIES FOR SALE AND SOLD PROPERTIES

Q4 2021 | Single Family Homes 

**Properties for Sale** | Number of properties listed for sale at the end of quarter.

**Sold Properties** | Number of properties sold.

## MONTHS SUPPLY OF INVENTORY

Q4 2021 | Single Family Homes 

**Months Supply of Inventory** | Properties for sale divided by number of properties sold.

**Units Listed** | Number of properties listed for sale at the end of month.

**Units Sold** | Number of properties sold.

# REAL ESTATE SNAPSHOT

UNION COUNTY

## MARKET OVERVIEW


Q4 2021 | Condo/Townhouse [?](#)

## LISTING INVENTORY AND NUMBER OF SALES

Q4 2021 | Condo/Townhouse [?](#)

Quarterly inventory of properties for sale along with number of sales

## MEDIAN SALES PRICE AND NUMBER OF SALES

Q4 2021 | Condo/Townhouse 

**Median Sales Price** | Price of the "middle" property sold -an equal number of sales were above and below this price.

**Number of Sales** | Number of properties sold.

## AVERAGE SALES PRICE AND AVERAGE DAYS ON MARKET

Q4 2021 | Condo/Townhouse 

**Average Sales Price** | Average sales price for all properties sold.

**Average Days on Market** | Average days on market for all properties sold.



## SALES PRICE AS A PERCENTAGE OF ORIGINAL PRICE & AVERAGE DOM

Q4 2021 | Condo/Townhouse 

**Sale Price as a Percentage of Original Price** | Average sale price of property as percentage of final list price.

**Average Days on Market** | Average days on market for all properties sold.


## AVERAGE SALES PRICE AND NUMBER OF PROPERTIES FOR SALE

Q4 2021 | Condo/Townhouse 

**Average Sales Price** | Average sales price for all properties sold.

**Properties for Sale** | Number of properties listed for sale at the end of quarter.


## PROPERTIES FOR SALE AND SOLD PROPERTIES

Q4 2021 | Condo/Townhouse 

**Properties for Sale** | Number of properties listed for sale at the end of quarter.

**Sold Properties** | Number of properties sold.

## MONTHS SUPPLY OF INVENTORY

Q4 2021 | Condo/Townhouse 

**Months Supply of Inventory** | Properties for sale divided by number of properties sold.

**Units Listed** | Number of properties listed for sale at the end of month.

**Units Sold** | Number of properties sold.

# ADDITIONAL REPORTS

UNION COUNTY

Q4 2021

## INDIAN TRAIL

[Monthly Report](#)

[Quarterly Report](#)

## MARSHVILLE

[Monthly Report](#)

[Quarterly Report](#)

## MARVIN

[Monthly Report](#)

[Quarterly Report](#)

## MATTHEWS

[Monthly Report](#)

[Quarterly Report](#)

## MONROE

[Monthly Report](#)

[Quarterly Report](#)

## STALLINGS

[Monthly Report](#)

[Quarterly Report](#)

## WAXHAW

[Monthly Report](#)

[Quarterly Report](#)

## WEDDINGTON

[Monthly Report](#)

[Quarterly Report](#)

## WESLEY CHAPEL

[Monthly Report](#)

[Quarterly Report](#)

## WINGATE

[Monthly Report](#)

[Quarterly Report](#)

MONTHLY REPORT AVAILABLE FOR SPECIFIED CITY/AREA/NEIGHBORHOOD.  
QUARTERLY REPORT AVAILABLE FOR SPECIFIED CITY/AREA/NEIGHBORHOOD.

Cities, areas, neighborhoods or property types within a county that are not represented indicate there is not enough sold data to produce a monthly or quarterly report for that specific city. If you are interested in information for a specific city, area, neighborhood and/or property type, please contact a Coldwell Banker Independent Sales Associate.

The property information herein is derived from various sources that may include, but not be limited to, county records and the Multiple Listing Service, and it may include approximations. Although the information is believed to be accurate, it is not warranted and you should not rely upon it without personal verification. ©2025 Coldwell Banker. All Rights Reserved. Coldwell Banker and the Coldwell Banker logos are trademarks of Coldwell Banker Real Estate LLC. The Coldwell Banker® System is comprised of company owned offices which are owned by a subsidiary of Anywhere Advisors LLC and franchised offices which are independently owned and operated. The Coldwell Banker System fully supports the principles of the Fair Housing Act and the Equal Opportunity Act. 